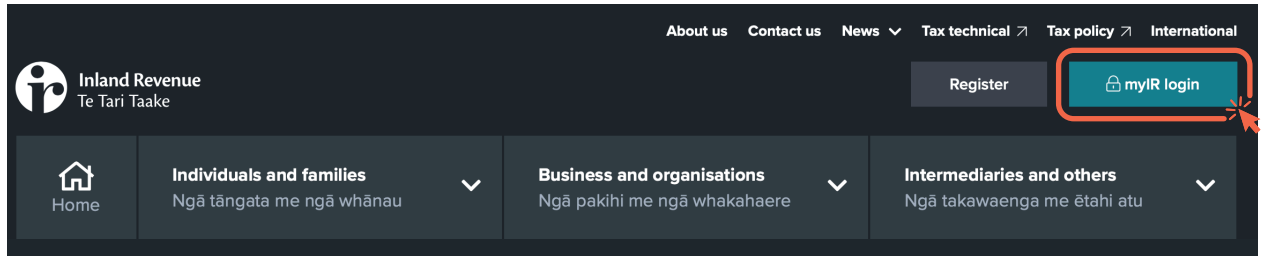


Finding your IRD income summary is easy

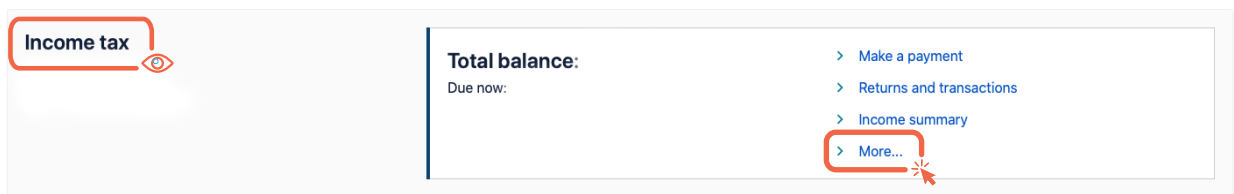
1

Go to www.ird.govt.nz and login via **myIR login**



2

Go to **Income tax** and select **More**




3


Go to **My income** and select **Print income details**

My income	
> Income summary	View your total income, net income, deductions, investments, and other income details.
> My income sources	Tell us about any income where tax was not deducted or if you had expenses that were not business related.
> Print proof of income	View or download a summary of your total income before taxes and the total amount of taxes that would be deducted.
> Print income details	View or download a breakdown of your income, including salary, wages, interest, and dividends.
> Update investment percentage	Update the percentage of investment income given to each party on a joint account.

4

In the **From** field select the date 12 months earlier to the current date. In the **To** field select the current date.

From 

To 

Print income details

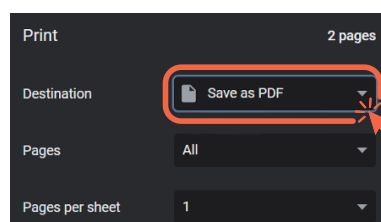
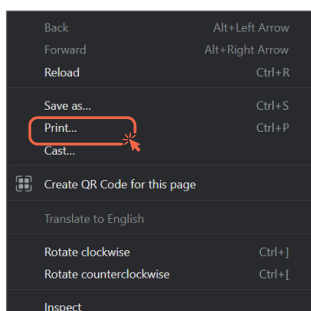
Then, select **Print income details**

PLEASE NOTE:

If the current date is 01 Jan 2021 then **From** would be 01 Jan 2020 and **To** would be 01 Jan 2021. Otherwise, if you have already made contact with Kāinga Ora please enter the dates we provided to ensure all earnings made in the last 12 months are included in this document.

5

Right mouse click and select Print and save as a PDF file



6

This will create a PDF document which can be emailed.